



# HELP PREVENT CHLORINE GAS EXPOSURE



## IDENTIFY CHLORINE



If the cloud is no longer visible outside, chlorine may still be present. Use caution when exiting the shelter.

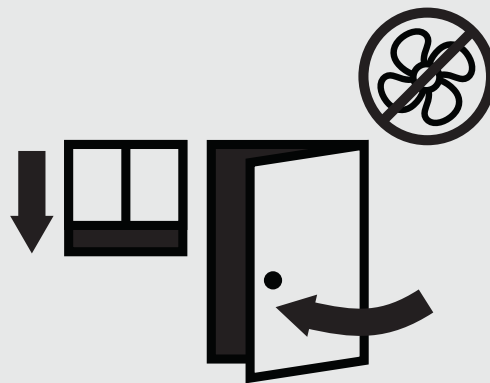


Yellow-green colored gas. Floats near ground and sinks into low points (basements). Sharp smell of bleach.

## AVOID EXPOSURE



Cover skin and eyes.



Shelter if inside - Close windows, doors, and turn off any intake fans/ventilation.




Move crosswind if outside. Seek elevation - higher stories of buildings, hills, never go to basement.

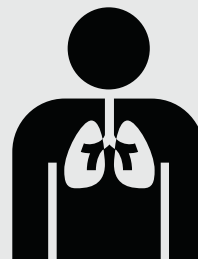
## FIRST LINE EXPOSURE TREATMENT



Skin - Rinse open wounds, remove clothes if skin is irritated.



Eyes - Rinse with water up to 15 minutes.



Lungs - If not breathing, administer CPR.



Seek professional medical treatment.